





Walker Engineering Makes Two Styles of AirSeps w/ Air Filters

Traditional AirSep - The air filters are attached to the AirSep body with springs and a separate end cap.

Outside Diameter	Tapered Style Both Ends Open	Overall Length
7-1/2" Ø 9" Ø 10" Ø Measured from the larger end.		7-1/2" x 6"(L) PN: CD194, - 8"(L) PN: CD195, - 10"(L) PN: CD190, 9" x 9"(L) PN: CD196, - 12"(L) PN: CD197, - 14"(L) PN: CD184, 10" x 14"(L) PN: CD185,
5-1/2" Ø 7-1/2" Ø 9" Ø 10" Ø 12" Ø Measured from either end.		5-1/2" x 4"(L) PN: CD171A, 7-1/2" x 2-1/2"(L) PN: CD172, - 3-1/4"(L) PN: CD1725, 5"(L) PN: CD173, - 6"(L) PN: CD174, - 7"(L) PN: CD175, 8"(L) PN: CD176, - 9"(L) PN: CD177, - 10"(L) PN: CD178, 9" x 7"(L) PN: CD199, - 9"(L) PN: CD196, - 12"(L) PN: CD197, 10" x 6"(L) PN: CD202, - 8"(L) PN: CD170, - 10"(L) PN: CD181, 12"(L) PN: CD182, 12" x 6"(L) PN: CD203, - 7"(L) PN: CD186, - 8"(L) PN: CD187, 10"(L) PN: CD204, - 12"(L) PN: CD183, - 14"(L) PN: CD189,

CCE AirSep - The air filters are attached to the AirSep body with a Stainless Steel V-Band Clamp.

Outside Diameter	Tapered Style Small End Capped	Overall Length
8" Ø 10" Ø 12" Ø Measured from the larger end.	 <p>The mounting ring and end cap are permanently bonded to the air filter.</p>	8" x 6"(L) PN: CD194, - 8"(L) PN: 40-1030, - 10"(L) PN: 40-1031, 8" x 6-3/4"(L) PN: 41-1146* (Blue), - 8"(L) x PN: 41-1030** (Blue) *Sold in PN:1000844, 1000266. **Sold in PN:1000845, 1000267. 10" x 9"(L) PN: 40-1051, - 12"(L) PN: 40-1032, 14"(L) PN: 40-1095, 12" x 14"(L) PN: 40-1040,
8" Ø 10" Ø 12" Ø 13" Ø (Both ends open) Measured from the open end.	 <p>The mounting ring and end cap are permanently bonded to the air filter.</p>	8" x 5"(L) PN: CD173, - 6"(L) PN: 40-1044, - 7"(L) PN: 40-1045, 8"(L) PN: 40-1029, - 9"(L) PN: 40-1077, - 10"(L) PN: CD178, 10" x 4"(L) PN: 40-1197, - 6-1/2"(L) PN: 40-1020, 8"(L) PN: 40-1160, - 9"(L) PN: 40-1119, - 10"(L) PN: 40-1112, 12"(L) PN: 40-1125 12" x 4"(L) PN: 40-1081, - 8"(L) PN: 40-1198, - 10"(L) PN: 40-1088, 12"(L) PN: 40-1057, - 14"(L) PN: 40-1058, - 12"(L) PN: CD182, 13" x 7"(L) PN: 40-1037, - 8"(L) PN: 40-1015, - 9"(L) PN: 40-1038