


T8V.370

Specifications



Power at crankshaft	272 kW [370 hp]
Displacement	4.5 l [272 in ³]
Configuration	8 cylinders V design 90° 4 valves per cylinder
Operation type	4 stroke Diesel
Bore & Stroke	86 x 96 mm [3.39 x 3.78 in]
Compression ratio	15.8 : 1
Rated speed	3800 rpm
Idle speed	550 rpm
Peak torque	804.3 Nm
Peak torque speed	2600 rpm
Dry weight	435 kg [959 lbs]

Engine base	Toyota
Fuel system	Direct Injection High pressure Common Rail Electronically controlled
Admission	Twin turbocharger
Cooling	Closed cooling with heat exchanger
Mounting angle	7° Front up 7° Front down
Alternator	12 Volt 120 Amp
Rating	M6
Emission compliance	EPA marine Tier 3 RCD2 2013/53/EU

T8V.370

272 kW [370 hp] at 3800 rpm

TECHNICAL DESCRIPTION

Engine block

- 8 Cylinders V design 90°
- 4 Valves per cylinder
- Dual Overhead camshafts (DOHC)
- Water cooled exhaust manifold
- Internal balancers

Fuel system

- Common Rail fuel injection system
- Fuel filter with hand primer
- Integrated fuel cooler

Lubrication system

- Replaceable full-flow oil filter
- Oil dipstick
- Transmission oil cooler

Cooling system

- Closed cooling with heat exchanger
- Gear driven self-priming raw water pump
- Coolant circulating pump
- Water cooled exhaust elbow

Electrical system & Instrumentation

- 12 V / 120 A alternator
- 12 V Electrical system
- Complete instrumentation including key switch and alarms

Air intake

- Twin turbocharger

Other features

- Flexible engine mounting

Optional equipment & accessories

- Complete marine propulsion systems
- Marine transmission adaptation kits
- Throttle and shift controls
- Additional instrumentation, Flying bridge extension harness
- Complete fuel systems
- Complete exhaust systems

Rating

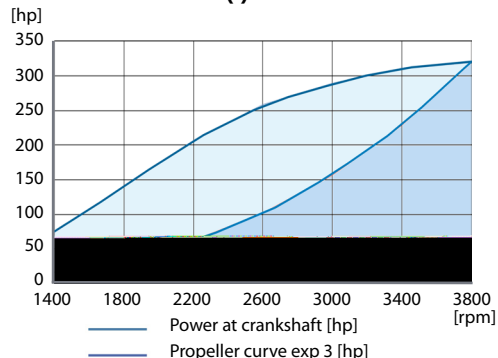
- Up to 500 annual operating hours
- Load factor up to 35%
- Full power for no more than 30 minutes out of each 8 hours of operation. The remaining operation time must be at or below cruising speed

TRANSMISSIONS

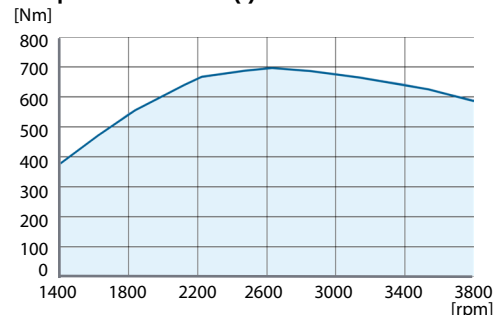
- Contact your local dealer for more details and availability for transmission model and type

PERFORMANCE CURVES

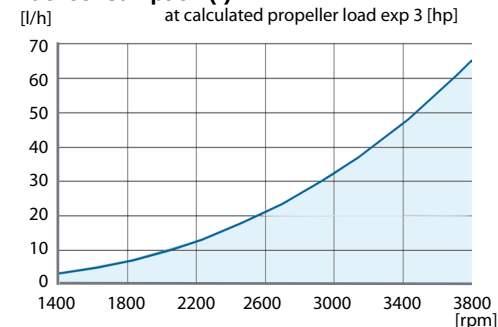
Power at crankshaft (*)



Torque at crankshaft (*)

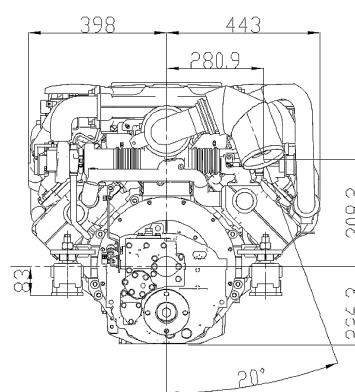
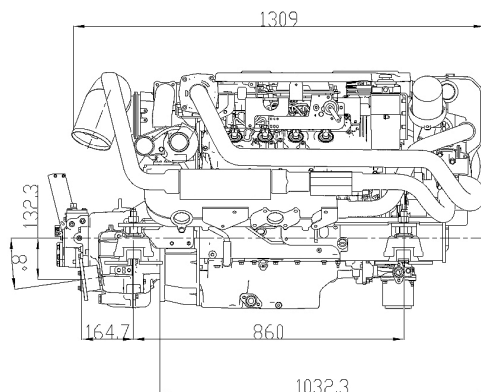


Fuel consumption (*)



(*) : subject to modifications

DIMENSIONS



Nanni Industries S.A.S. France
11, Avenue Mariotte - Zone Industrielle
33260 La Teste - France
Tel: +33 (0)5 56 22 30 60
Fax: +33 (0)5 56 22 30 79

Nanni Trading S.R.L
Via Degli Olmetti, 5/B
00060 Formello (RM) - Italia
Tel: +39 06 30 88 42 51/52/53
Fax: +39 06 30 88 42 54

Spécifications selon ISO 8665. Les spécifications peuvent changer sans préavis. Les images et schémas peuvent représenter des éléments non-standards. Toutes les combinaisons d'équipements ne sont pas disponibles.
06-2017-A FRA